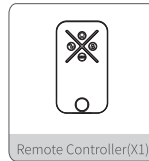


B810FK REMOTE CONTROLLER

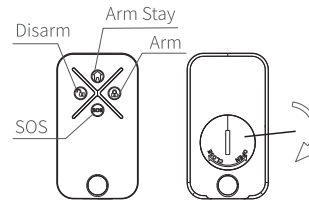
Packing List

Open the package and make sure that the device is in good condition and all the accessories are included as below.



Appearance & Feature

Appearance



Specification

Wireless protocol	FSK
Transmit frequency	868/433MHz
Transmitting power	≤10dBm(433MHz) ≤13dBm(868MHz)
Working voltage	DC3V(CR2450)

Distance	800m (Open Area)
Battery life	3 years (10 times triggered per day)
Working temperature	-10°C~+55°C
Working humidity	≤95%RH
Dimension	40.5×72.5×10mm

Product Usage

Install "Secusystem" App.
Scan the QR code below to download the "Secusystem" App.
Or search for "Secusystem" in App Store or Google Play Store to download and create a new account.



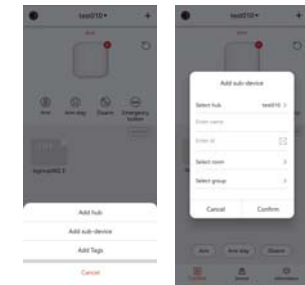
iOS APP



Android APP

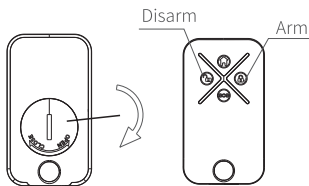
Add Device

1. Open the APP, add panel to the App according to the panel user guide.
2. After the panel is successfully added, open the "Secusystem" App, click "Add", select "Add sub-device", scan for device QR code, and follow the prompts for subsequent operations.



Please read this manual carefully before use. We reserve the final interpretation right of this manual.

3. Open the bottom cover of the product by turning it counter clock wise as shown in the illustration and remove the battery insulating strips.
4. Press and hold down the "Disarm" and "Arm" buttons at the same time to enter into the sub-device enrolling mode, and the green LED will flash quickly.



3.

4.

5. Wait for the remote controller to be added successfully, the panel will emit a "ding-dong" sound when it is successful. If the sub-device fails to be added, please retry the above steps.

Function

1.This product needs to be used with panel. When using the product for the first time or replacing the panel, it needs to be enrolled with the panel.

2.This product has a low voltage reminder function. When the product battery voltage is low, the scenario button will send a low voltage reminder to the panel.

Guarantee

Dear customer :
Thank you for choosing the equipment. Please read the instruction carefully before installation:

1.Our guarantee time is one year from the date you bought. Under the condition of correct operation following the manual, if fault happens during the warranty period, we will repair for free. If fault happens in seven days, we can change for you for free.

2.The following conditions are not covered by the warranty. We will charge the repair if there are below conditions during warranty period:

- The false caused by wrong operation or using environment..
- The other faults that are not caused by our design, technology, quality and manufacturing.
- Fault caused by working with the third party products, software and so on.

- Improper installation, misuse, unauthorized repair, modification, accident, force majeure event or other external cause of failure or defect.

Caution

- Risk of explosion if the battery is replaced by an incorrect type;
- Disposal of a battery into fire or a hot oven, or mechanically crushing or cutting of a battery, that can result in an explosion;
- Leaving a battery in an extremely high temperature surrounding environment that can result in an explosion or the leakage of flammable liquid or gas;
- A battery subjected to extremely low air pressure that may result in an explosion or the leakage of flammable liquid or gas.

Warning

- Do not ingest battery, Chemical Burn Hazard.
- This product contains a battery. If the battery is swallowed, it can cause severe internal burns in just 2 hours and can lead to death;
- Keep new and used batteries away from children;
- If the battery compartment does not close securely, stop the product and keep it away from children;